



AIR FORCE ASSOCIATION'S

CYBERPATRIOT

NATIONAL YOUTH CYBER EDUCATION PROGRAM



CyberPatriot Student Alumni Survey Report

2016

www.uscyberpatriot.org



Table of Contents

SURVEY DESIGN.....3

RESPONDENT DEMOGRAPHICS.....4-5

CURRENTLY ENROLLED HIGH SCHOOL STUDENTS.....6-7

 HIGHER EDUCATION ENROLLMENT PLANS.....6

 HIGHER EDUCATION FIELD OF STUDY PLANS.....7

HIGH SCHOOL GRADUATES.....8-9

 HIGHER EDUCATION ENORLLMENT.....8

 CURRENT EMPLOYMENT FIELD AND SECTOR.....9

IMPACT OF CYBERPATRIOT ON EDUCATION AND CAREER GOALS.....10

SURVEY DESIGN

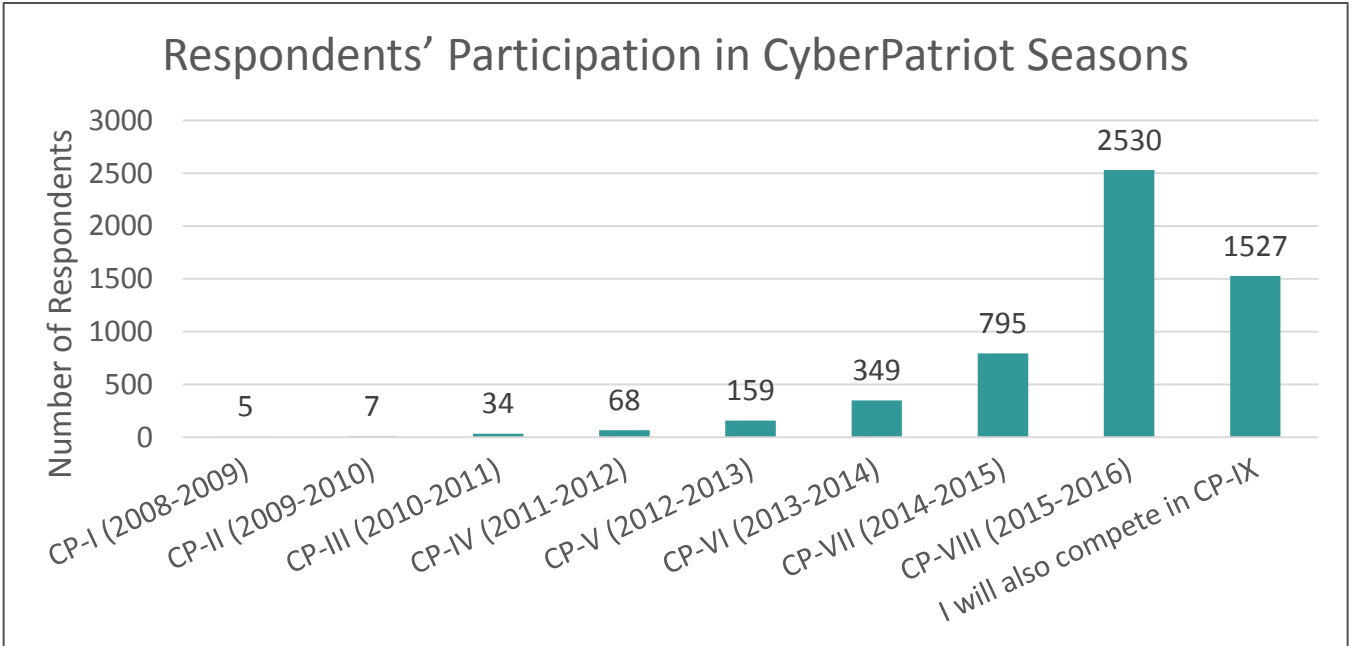
During June 2016, past student participants in the CyberPatriot National Youth Cyber Defense Competition were surveyed in the following areas:

1. Their demographic information
2. Their current academic enrollment status
3. Their current or prospective higher education field of study
4. Their current or prospective field of employment
5. The degree to which they assessed their participation in CyberPatriot as affecting their career and academic goals

2871 students responded to the survey (n=2871) which compares very favorably with the 254 respondents to the 2014 survey.

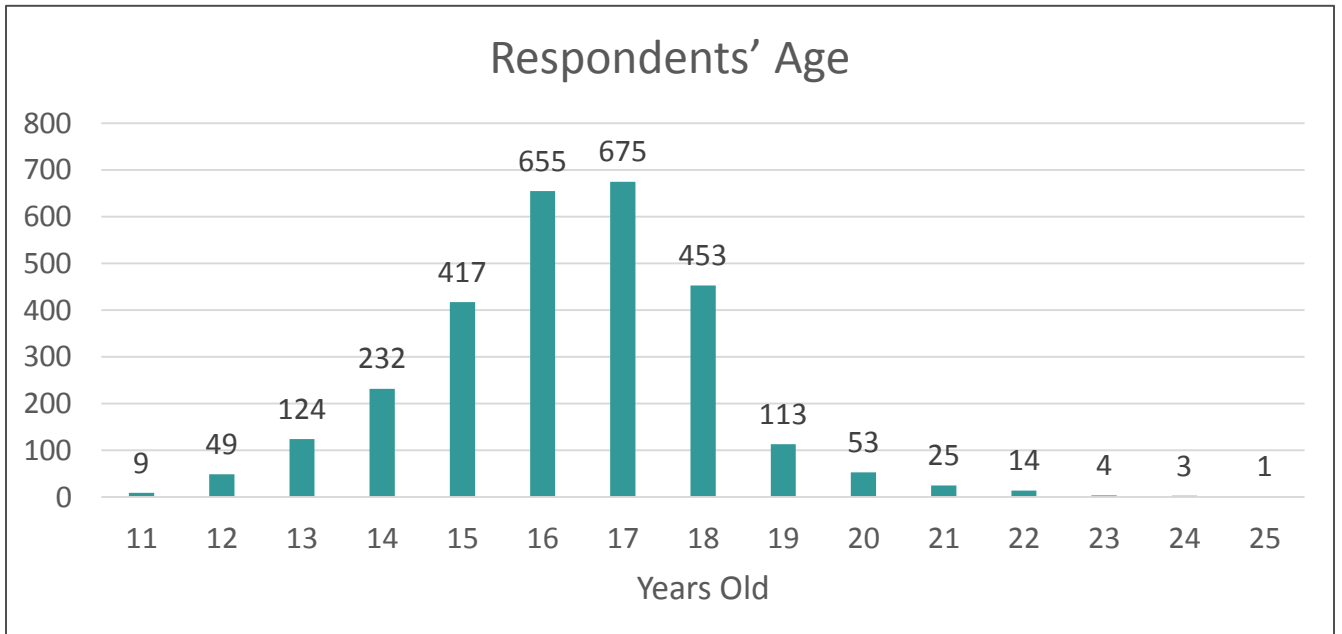
RESPONDENT DEMOGRAPHICS: SEASON(S) OF PARTICIPATION IN CYBERPATRIOT

Over half of respondents indicated they are already committed to compete in CyberPatriot IX.



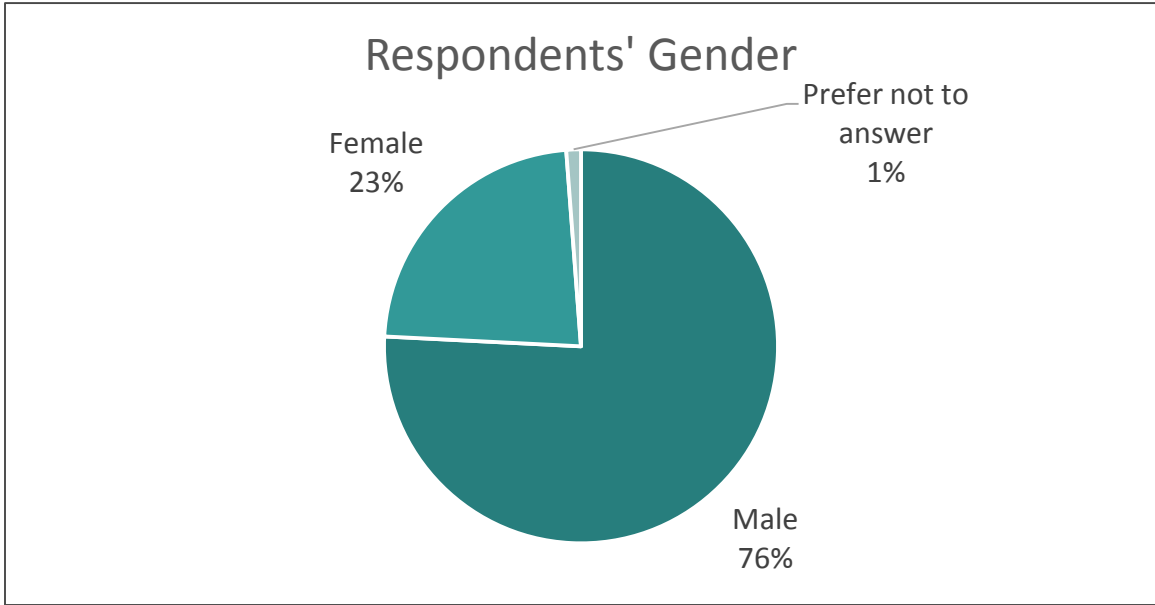
RESPONDENT DEMOGRAPHICS: AGE

The majority of survey respondents were 18 years old or younger.



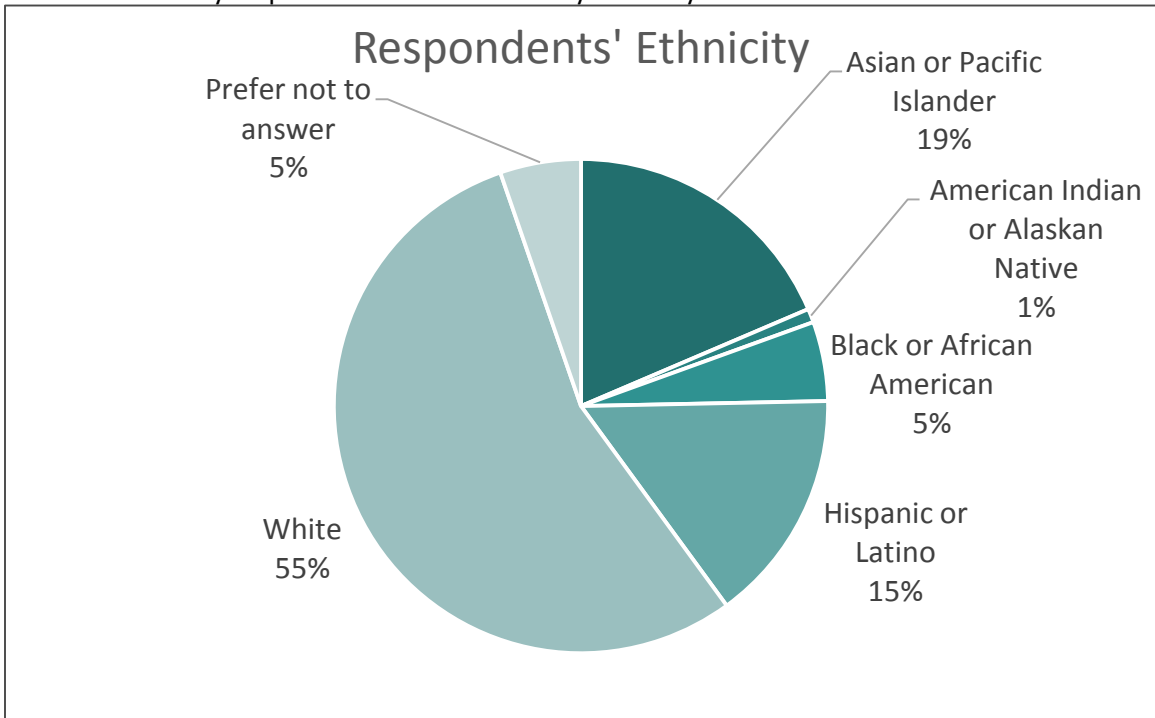
RESPONDENT DEMOGRAPHICS: GENDER

Female participation in CyberPatriot has steadily increased and now is at 23%.



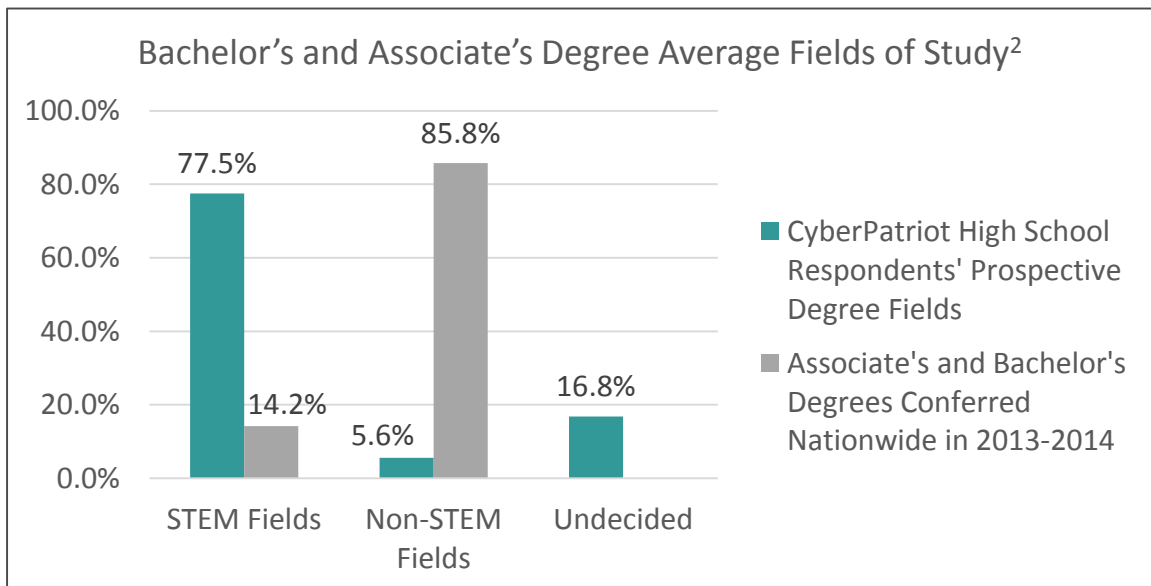
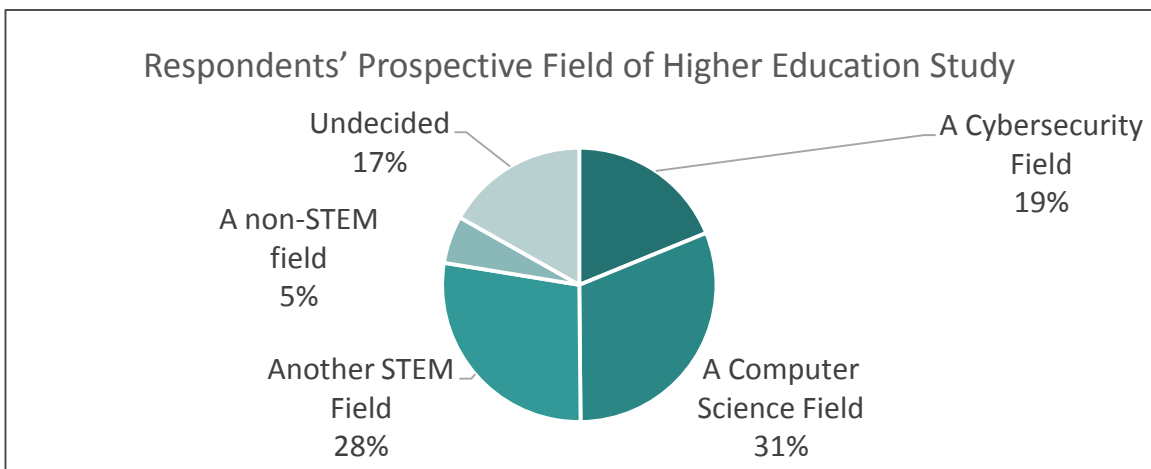
RESPONDENT DEMOGRAPHICS: ETHNICITY

40% of the survey respondents were of minority ethnicity.



CURRENT HIGH SCHOOL STUDENTS: HIGHER EDUCATION ACADEMIC PLANS

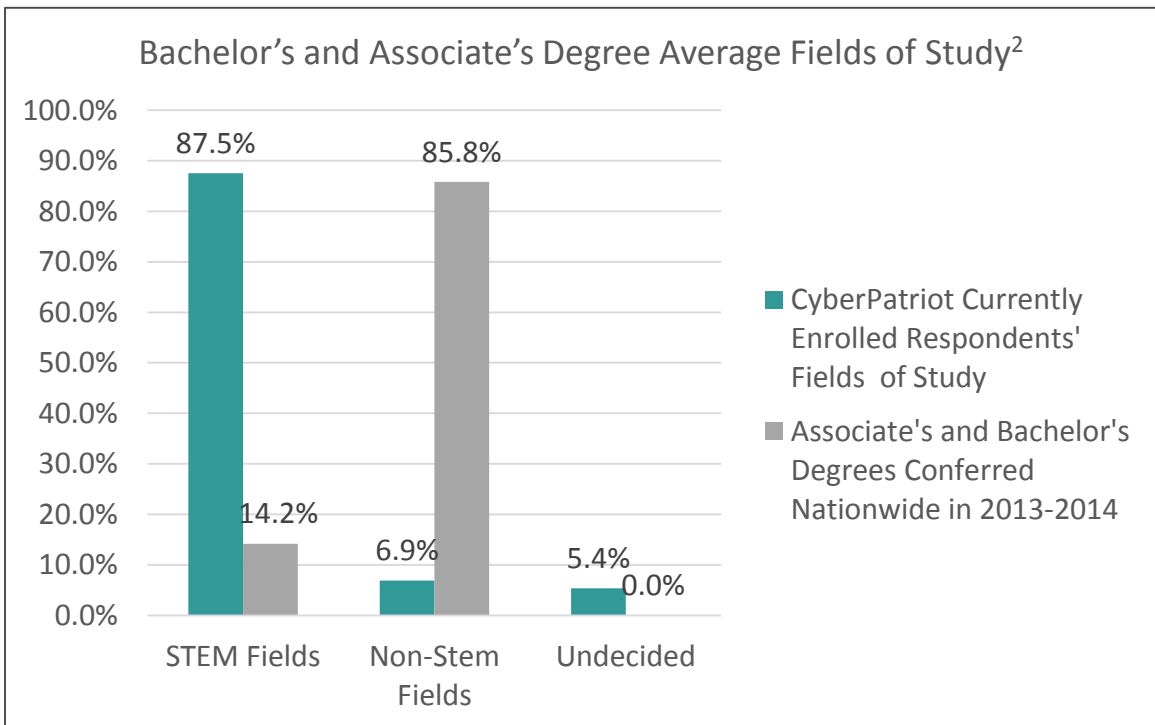
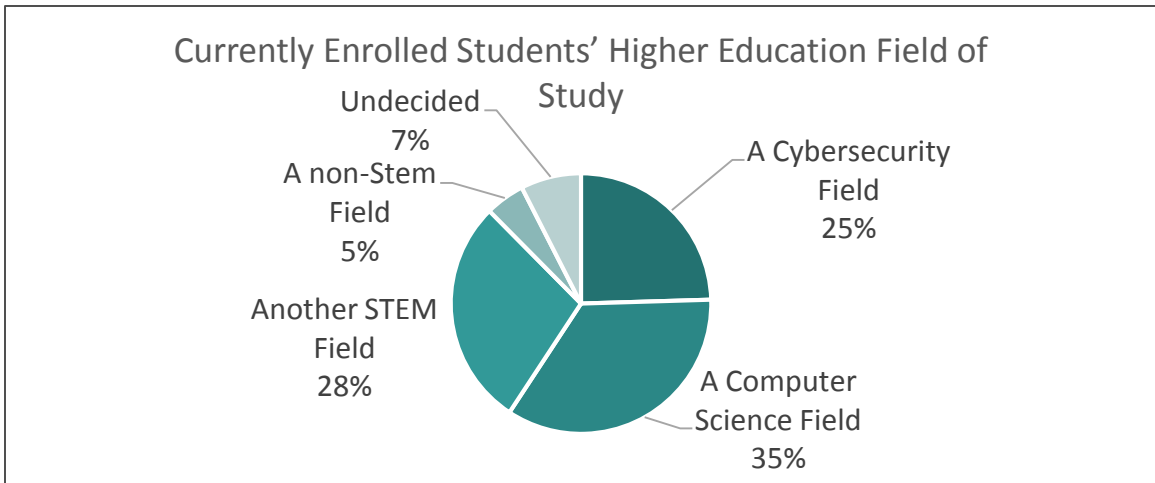
1774 of the 2287 high school students who indicated they will pursue a 2-year or 4-year education program plan to study cybersecurity (18.8%), computer science (31%), or another STEM field (27.7%). The remaining 22.4% of those respondents were undecided (16.8%) or plan to study a non-stem field (5.6%). According to a recent National Center for Education Statistics report², computer and information sciences degrees represented only 3.7% of associate's degrees and 3% of bachelor's degrees awarded nationally in 2013-2014. Including computer and information sciences degrees, degrees in STEM fields accounted for only 8.9% of associate's degrees and 16.8% of bachelor's degrees conferred nationally in 2013-2014.



² U.S. Department of Education, National Center for Education Statistics. "20134Digest of Education Statistics," 2014, <http://nces.ed.gov/pubsearch/pubsinfo.asp?pubid=2016006>

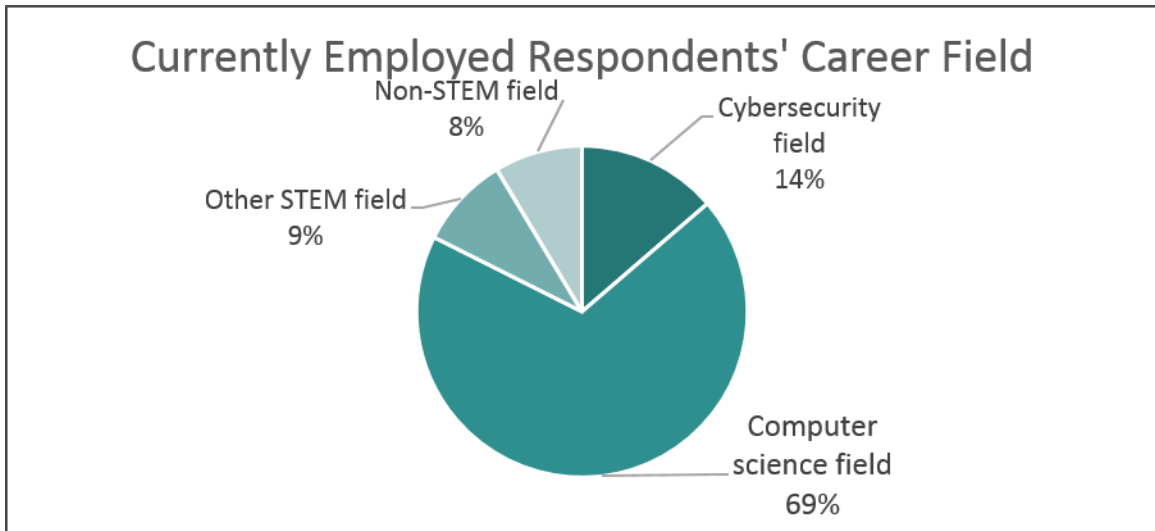
HIGH SCHOOL GRADUATES: HIGHER EDUCATION ENROLLMENT

Of the survey’s 2871 respondents, 687 have already obtained their high school diploma, GED, or equivalent home school education. Of those graduates, 77.2% are currently pursuing a higher education degree and 2.2% have already obtained a higher education degree. A full 87.5% of the alumni respondents currently pursuing higher education degrees are doing so in a cybersecurity (24.5%), computer science (34.7%) or other STEM field (28.3%).



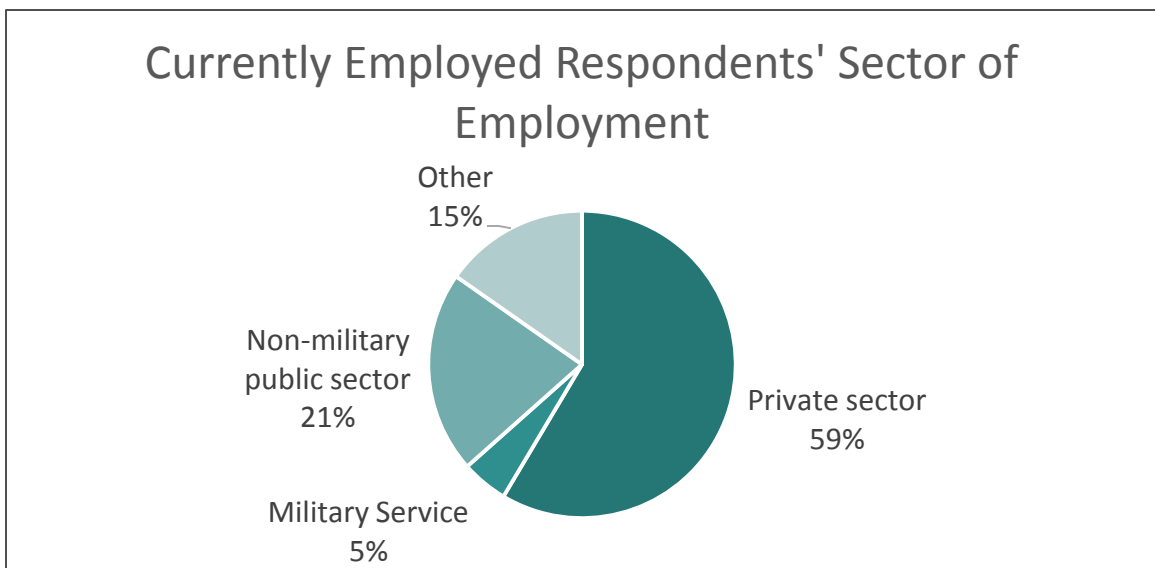
HIGH SCHOOL GRADUATES: CURRENT CAREER FIELD

82.4% of high school graduates are employed or are looking for jobs in a cybersecurity or computer science field. 9% are employed in another STEM field and 8% in a non-STEM field. According to the Bureau of Labor Statistics, in 2015, employment of information security analysts is projected to grow 18% from 2014 to 2024, much faster than the average for all occupations.



HIGH SCHOOL GRADUATES: CURRENT EMPLOYMENT SECTOR

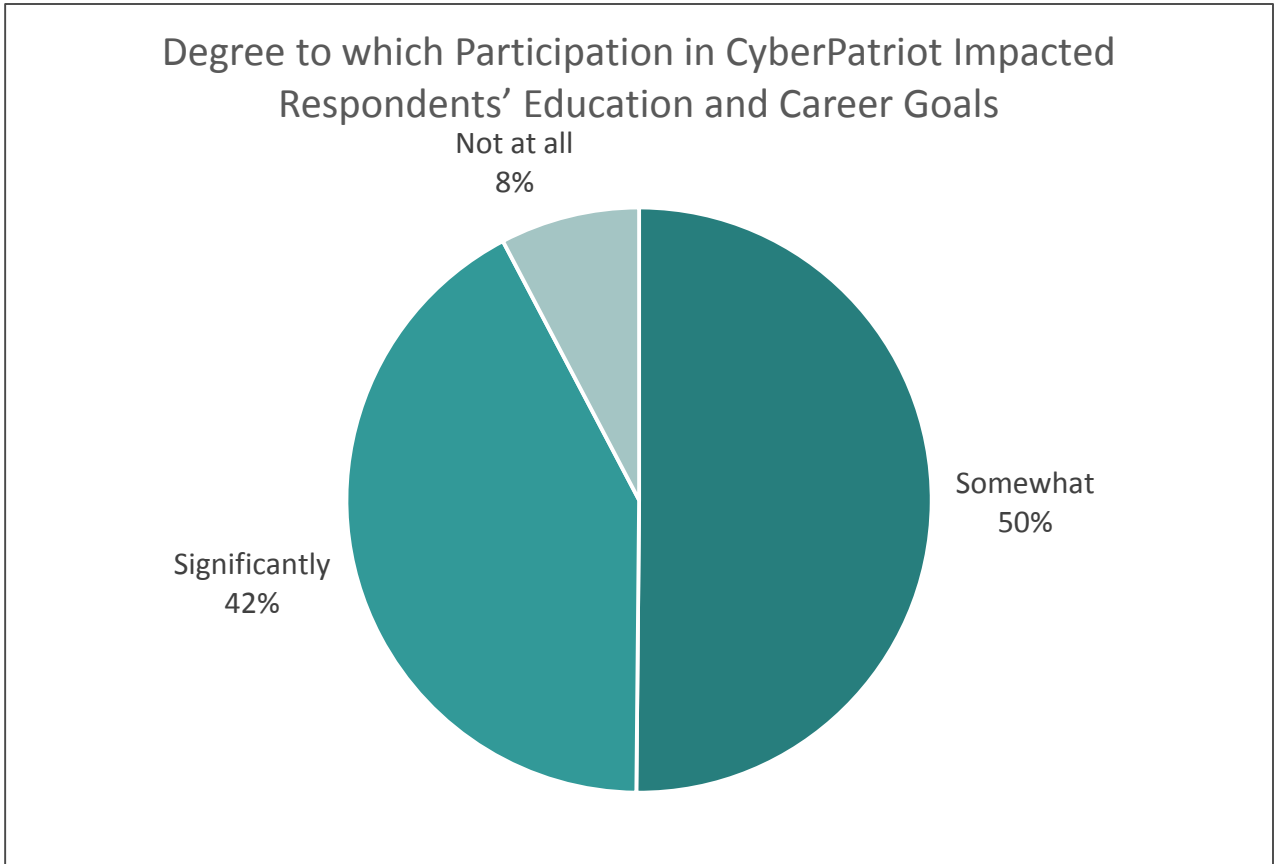
157 of the 268 currently employed alumni work for companies in the private sector. 57 work for federal, state, or local government agencies or non-profit organizations.



³ U.S. Department of Labor, Bureau of Labor Statistics. "Information Security Analysts," 2015, <http://www.bls.gov/ooh/computer-and-information-technology/information-security-analysts.htm>

RESPONDENTS' PERCEPTION OF THE DEGREE TO WHICH CYBERPATRIOT IMPACTED THEIR CAREER OR EDUCATION GOALS

A remarkable 92.2% of the survey respondents indicated that their participation in CyberPatriot somewhat (50.1%) or significantly (42.1%) impacted their career and educational goals.





www.uscyberpatriot.org

More information: info@uscyberpatriot.org or **877-885-5716**

Air Force Association

1501 Lee Hwy ▪ Suite 400 ▪ Arlington, VA 22209