

CYBER PATRIOT XIV

NATIONAL YOUTH CYBER DEFENSE COMPETITION

REGISTRATION REPORT 2021-2022



A program of the Air Force Association

This page is intentionally blank.

Table of Contents

Team Registration	5
Registration by Location	5
International Registration	5
Regional Registration	6
State Registration.....	7
Center of Excellence Registration	8
Registration by Organization	9
Division Registration (All)	9
All Service Division Registration (by Organization type)	10
Open Division Registration (by Organization Type)	10
Competitor Registration	11
Total Competitor Registration	11
Competitor Demographics	11
Gender	11
Ethnicity	12
Grade Level	12

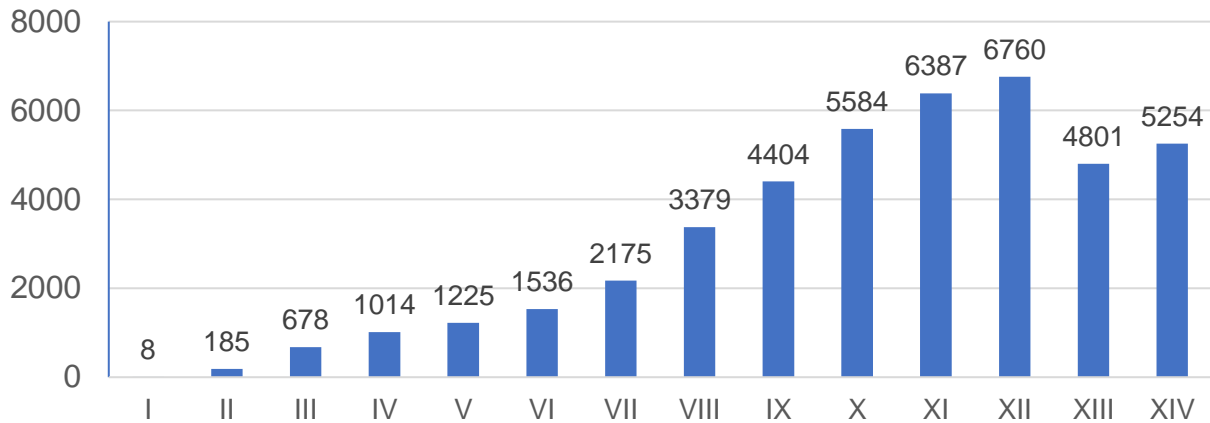
Registration Statement

The COVID-19 pandemic continues to impact the world and the organizations who participate in the National Youth Cyber Defense Competition. Though this registration report will show an increase in teams over the CP-XIII (2020-21) season, the number of registered teams continue to be lower than pre-pandemic levels

This page is intentionally blank.

Team Registration

Despite the challenges brought on by the COVID-19 pandemic, 5,254 teams registered for the CyberPatriot XIV (2021-22) season.



Registration by Location

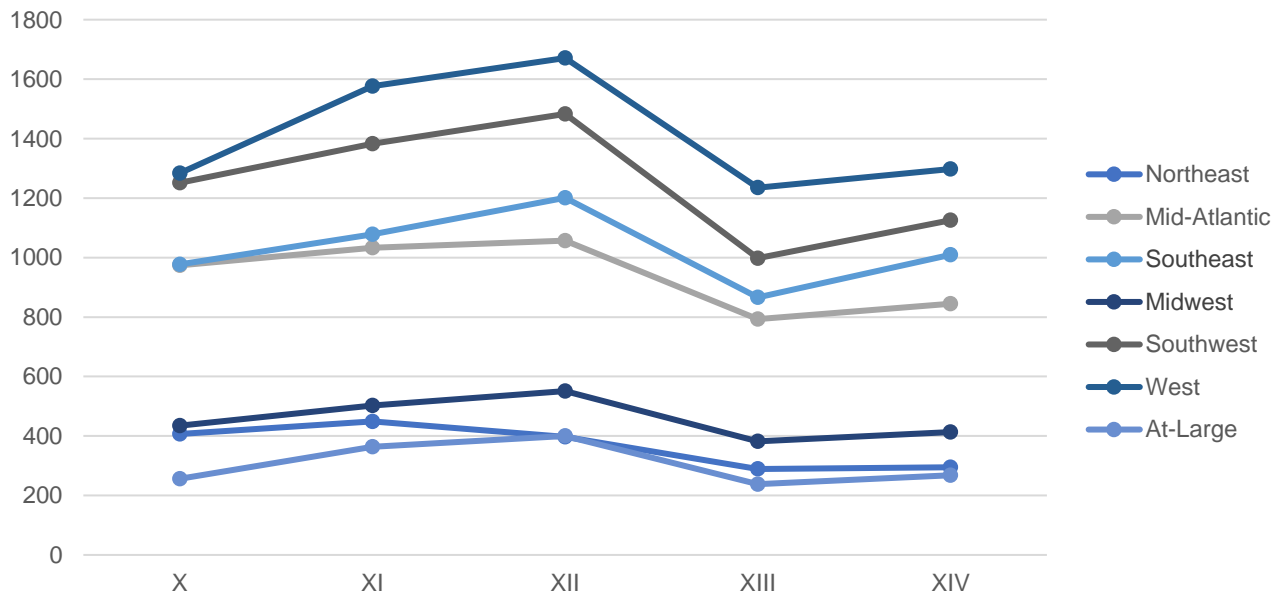
International Registration

	X	XI	XII	XIII	XIV
Africa	0	16	11	5	6
Asia	11	11	13	25	11
Australia	2	2	5	1	0
Europe	17	12	15	8	13
North America	5554	6346	6716	4762	5224
<i>Canada</i>	92	189	202	104	131
<i>Alberta</i>	3	9	7	8	11
<i>British Columbia</i>	1	5	4	1	3
<i>Manitoba</i>	35	32	34	34	37
<i>New Brunswick</i>	48	126	132	39	54
<i>Nova Scotia</i>	1	0	2	1	1
<i>Ontario</i>	3	17	23	20	25
<i>Prince Edward Islands</i>	0	0	0	1	0
<i>Quebec</i>	1	0	0	0	0
<i>United States</i>	5462	6157	6514	4658	5093

Regional Registration

Northeast	Connecticut, Maine, Massachusetts, New Hampshire, New Jersey, New York, Rhode Island, Vermont
Mid-Atlantic	Delaware, Kentucky, Maryland, Ohio, Pennsylvania, Virginia, Washington, D.C., West Virginia
Southeast	Alabama, Florida, Georgia, Louisiana, Mississippi, North Carolina, South Carolina, Tennessee
Midwest	Illinois, Indiana, Iowa, Michigan, Minnesota, Nebraska, North Dakota, South Dakota, Wisconsin
Southwest	Arizona, Arkansas, Colorado, Kansas, Missouri, New Mexico, Oklahoma, Texas
West	California, Idaho, Montana, Nevada, Oregon, Utah, Washington, Wyoming
At-Large	Alaska, Hawaii, US Territories, Europe (AE), Pacific (AP), Canada, Int'l Countries

	X	XI	XII	XIII	XIV	% Change
Northeast	407	449	397	289	295	2%
Mid-Atlantic	973	1033	1057	793	845	7%
Southeast	977	1078	1201	866	1009	17%
Midwest	435	503	551	382	413	8%
Southwest	1252	1383	1483	998	1126	13%
West	1284	1577	1671	1235	1298	5%
At-Large	256	364	400	238	268	13%



State Registration

State	X	XI	XII	Growth	XIII	Growth	XIV	Growth
Alabama	164	177	186	5%	142	-24%	148	4%
Alaska	13	13	10	-23%	6	-40%	2	-67%
Arizona	88	94	121	29%	76	-37%	74	-3%
Arkansas	77	77	58	-25%	32	-45%	36	13%
California	1042	1253	1291	3%	922	-29%	984	7%
Colorado	173	221	237	7%	162	-32%	178	10%
Connecticut	41	42	27	-36%	29	7%	22	-24%
Delaware	24	28	21	-25%	13	-38%	13	0%
District of Columbia	6	9	13	44%	5	-62%	10	100%
Florida	255	319	328	3%	245	-25%	329	34%
Georgia	135	174	206	18%	166	-19%	172	4%
Guam	2	0	1	100%	1	0%	2	100%
Hawaii	106	112	131	17%	78	-40%	94	21%
Idaho	17	17	19	12%	27	42%	16	-41%
Illinois	116	128	126	-2%	86	-32%	84	-2%
Indiana	73	77	79	3%	68	-14%	65	-4%
Iowa	24	27	26	-4%	12	-54%	19	58%
Kansas	59	43	49	14%	23	-53%	36	57%
Kentucky	22	31	33	6%	23	-30%	27	17%
Louisiana	68	61	79	30%	54	-32%	52	-4%
Maine	6	7	6	-14%	7	17%	10	43%
Maryland	242	273	284	4%	188	-34%	209	11%
Massachusetts	64	64	55	-14%	35	-36%	44	26%
Michigan	113	142	182	28%	116	-36%	149	28%
Minnesota	32	31	38	23%	26	-32%	29	12%
Mississippi	22	24	29	21%	15	-48%	21	40%
Missouri	100	96	104	8%	55	-47%	45	-18%
Montana	14	16	16	0%	10	-38%	9	-10%
Nebraska	38	31	37	19%	27	-27%	24	-11%
Nevada	59	109	152	39%	117	-23%	112	-4%
New Hampshire	10	15	12	-20%	9	-25%	10	11%
New Jersey	117	141	118	-16%	107	-9%	90	-16%
New Mexico	66	67	67	0%	31	-54%	46	48%
New York	105	90	105	17%	66	-37%	81	23%
North Carolina	108	102	133	30%	87	-35%	125	44%
North Dakota	6	9	13	44%	7	-46%	9	29%
Ohio	105	97	136	40%	97	-29%	98	1%
Oklahoma	69	90	108	20%	77	-29%	71	-8%
Oregon	14	17	18	6%	18	0%	24	33%

State Registration (continued)

State	X	XI	XII	Growth	XIII	Growth	XIV	Growth
Pennsylvania	123	113	102	-10%	93	-9%	76	-18%
Puerto Rico	7	8	7	-13%	6	-14%	6	0%
Rhode Island	57	70	65	-7%	31	-52%	34	10%
South Carolina	152	136	150	10%	99	-34%	104	5%
South Dakota	8	6	5	-17%	6	20%	6	0%
Tennessee	73	85	90	6%	58	-36%	58	0%
Texas	620	695	739	6%	542	-27%	640	18%
US Virgin Islands	6	1	4	300%	4	0%	3	-25%
Utah	27	35	36	3%	23	-36%	30	30%
Vermont	7	20	9	-55%	5	-44%	4	-20%
Virginia	435	465	446	-4%	360	-19%	402	12%
Washington	101	117	128	9%	103	-20%	104	1%
West Virginia	16	17	23	35%	14	-39%	10	-29%
Wisconsin	25	52	45	-13%	34	-24%	28	-18%
Wyoming	10	13	11	-15%	15	36%	19	27%

Center of Excellence Registration

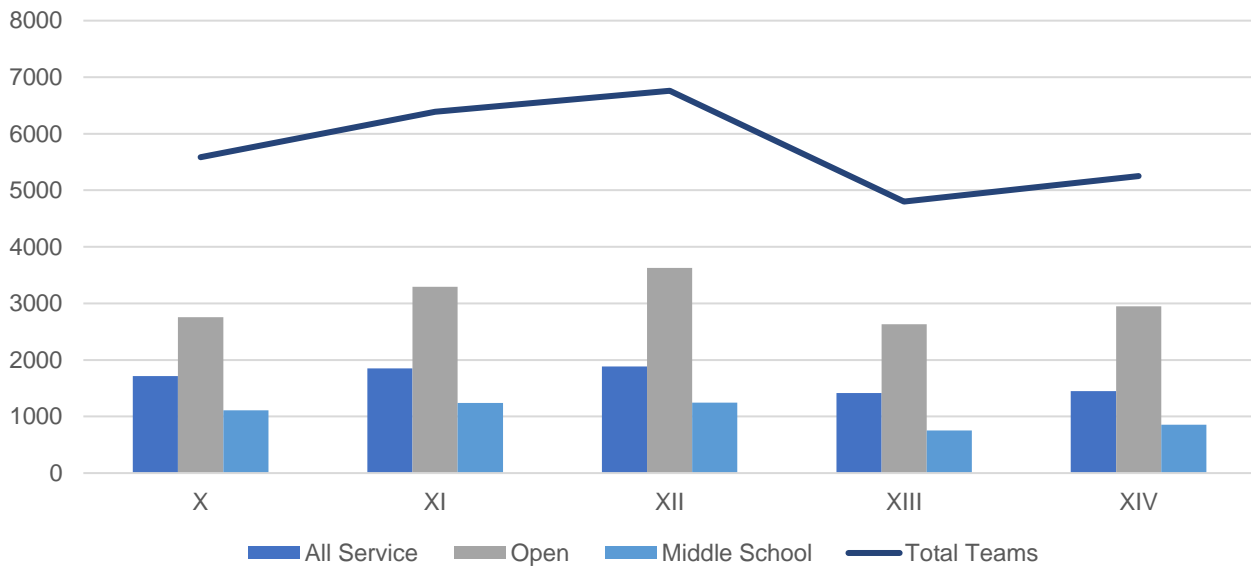
The CyberPatriot Center of Excellence designation is awarded to institutions or municipalities that excel in emphasizing cybersecurity and developing the workforce of tomorrow through use of CyberPatriot programs. These “hubs” account for a large number of teams.

Center of Excellence	X	XI	XII	XIII	XIV
Los Angeles Unified School District	190	198	207	91	99
City of San Antonio	309	317	351	266	318
Spokane Public Schools	32	36	18	26	28
Rose State College	39	38	111	27	25
Fairfax County Public Schools	137	136	89	87	101
STEMspark East Tennessee Innovation Hub	21	9	23	5	2
Huntsville City Schools	94	67	66	50	62
Lee’s Summit R-7 School District	42	35	40	21	22
SoCal Cybersecurity Community College Consortium	212	310	318	250	306
Canada CyberTitan	92	189	202	94	131
Elk Grove Unified School District	74	105	108	97	93
Red Bank Regional HS District		10	16	16	13
Midwest CISSE Chapter	83	109	192	104	40
NDIA San Diego Chapter		83	112	64	56
Bay Area Community College Consortium		56	46	12	14
Fort Gordon Cyber District			121	102	105
National Cybersecurity Center				37	29
Robert Morris University				11	3

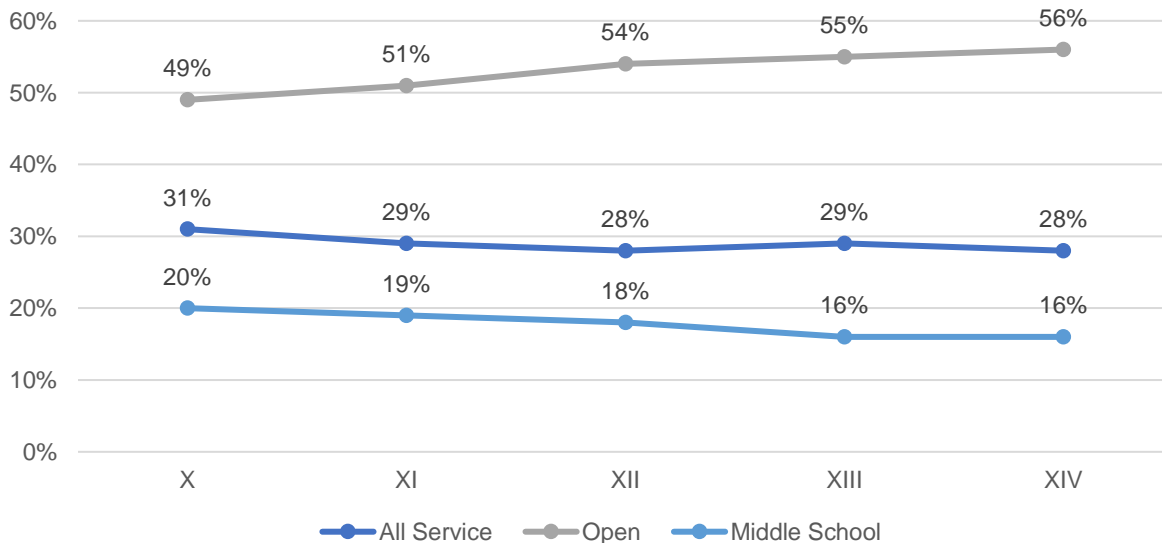
Registration by Organization

Division Registration (All)

	X	XI	XII	XIII	XIV
All Service	1717	1851	1885	1414	1449
Open	2757	3293	3630	2633	2951
Middle School	1110	1243	1245	754	854
Total Teams	5584	6387	6760	4801	5254

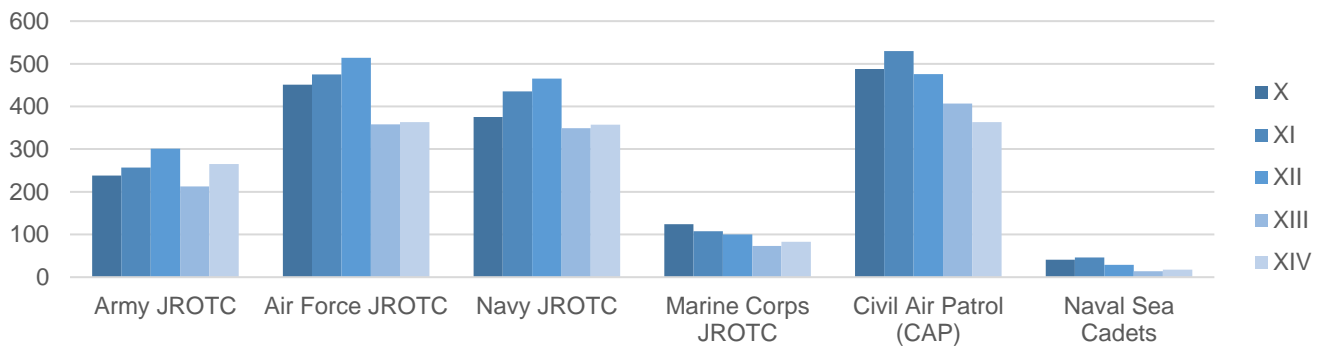


Division Breakdown by Percentage



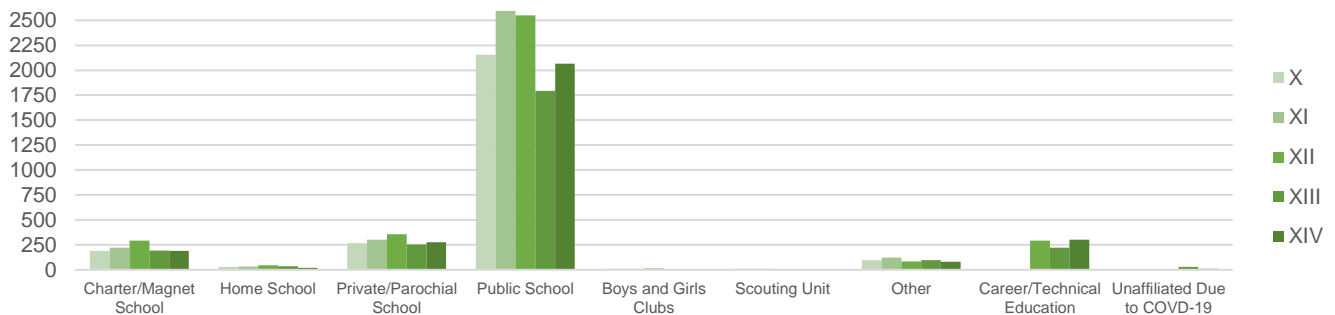
All Service Division Registration (by Organization type)

	X	XI	XII	XIII	XIV
Army JROTC	238	257	301	213	265
Air Force JROTC	451	475	514	358	363
Navy JROTC	375	435	465	349	357
Marine Corps JROTC	124	108	100	73	83
Civil Air Patrol (CAP)	488	530	476	407	363
Naval Sea Cadets	41	46	29	14	18



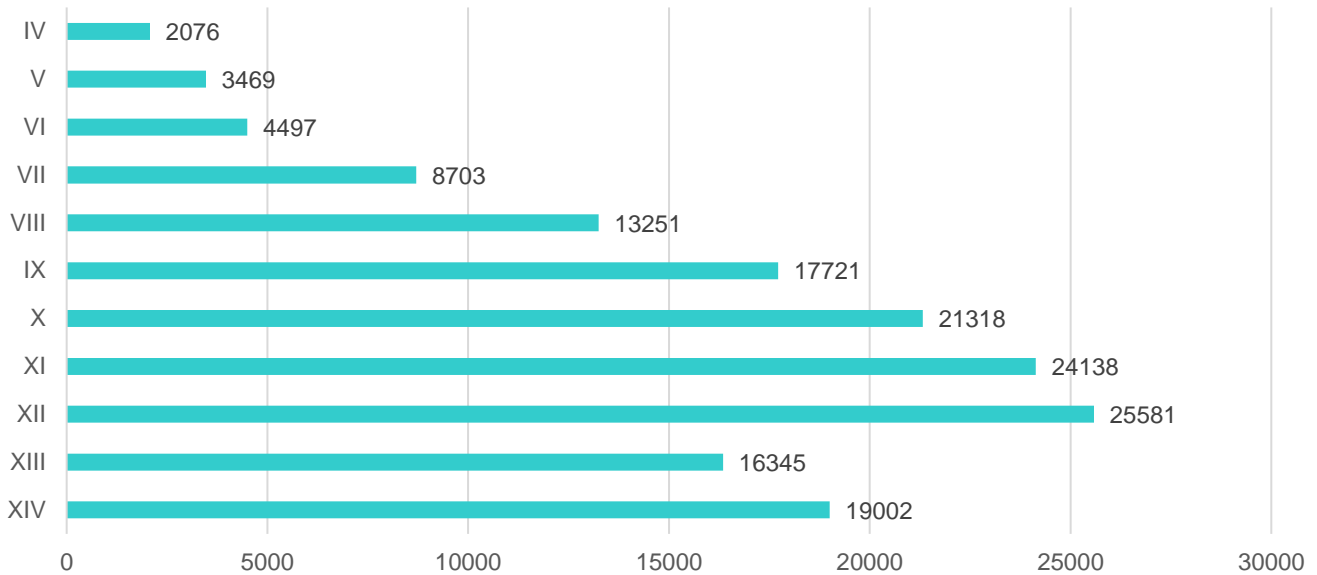
Open Division Registration (by Organization Type)

	X	XI	XII	XIII	XIV
Charter/Magnet School	189	223	291	193	190
Home School	28	32	44	35	21
Private/Parochial School	267	302	357	253	275
Public School	2157	2595	2551	1794	2065
Boys and Girls Clubs	9	9	14	4	3
Scouting Unit	11	9	8	8	5
Other	96	123	83	97	81
Career/Technical Education			291	221	301
Unaffiliated Due to COVID-19				28	10



Competitor Registration

Total Competitor Registration

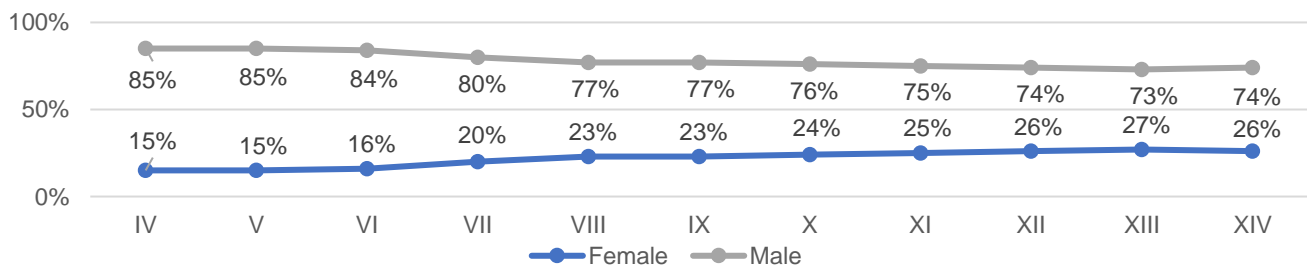


Competitor Demographics

Data on competitor demographics is based on responses from competitors choosing to self-identify.

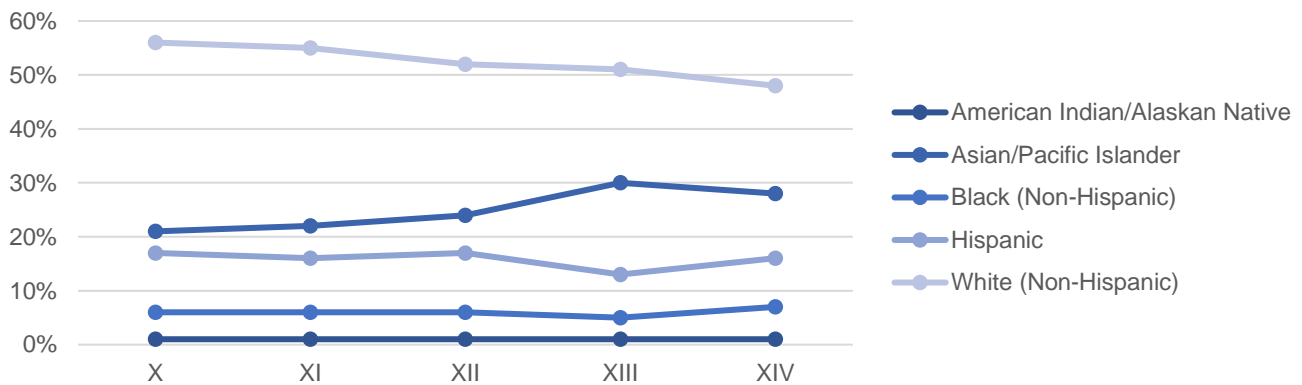
Gender

	IV	V	VI	VII	VIII	IX	X	XI	XII	XIII	XIV
Female	308	511	740	1451	2416	3286	3953	4403	4839	3053	3213
Male	1768	2958	3757	5835	8284	10983	12256	13041	13658	8176	9192
Prefer not to answer				80	179	245	333	377	404	275	493
No Response				1337	2372	3207	4776	6317	6680	4841	6104
Total	2076	3469	4497	8703	13251	17721	21318	24138	25581	16345	19002



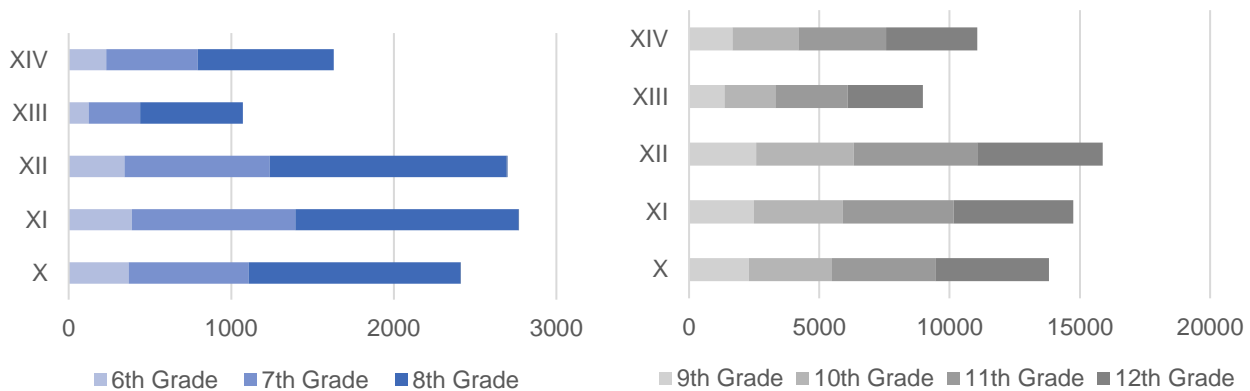
Ethnicity

	X	XI	XII	XIII	XIV
American Indian/Alaskan Native	1%	1%	1%	1%	1%
Asian/Pacific Islander	21%	22%	24%	30%	28%
Black (Non-Hispanic)	6%	6%	6%	5%	7%
Hispanic	17%	16%	17%	13%	16%
White (Non-Hispanic)	56%	55%	52%	51%	48%



Grade Level

	X	XI	XII	XIII	XIV
6th Grade	368	389	343	122	232
7th Grade	740	1006	894	317	562
8th Grade	1300	1372	1457	632	836
9th Grade	2293	2486	2574	1358	1670
10th Grade	3198	3420	3745	1950	2522
11th Grade	3957	4243	4749	2780	3370
12th Grade	4363	4605	4807	2885	3501



This page is intentionally blank.



CyberPatriot is the Air Force Association's
National Youth Cyber Education Program

For additional information, visit www.uscyberpatriot.org